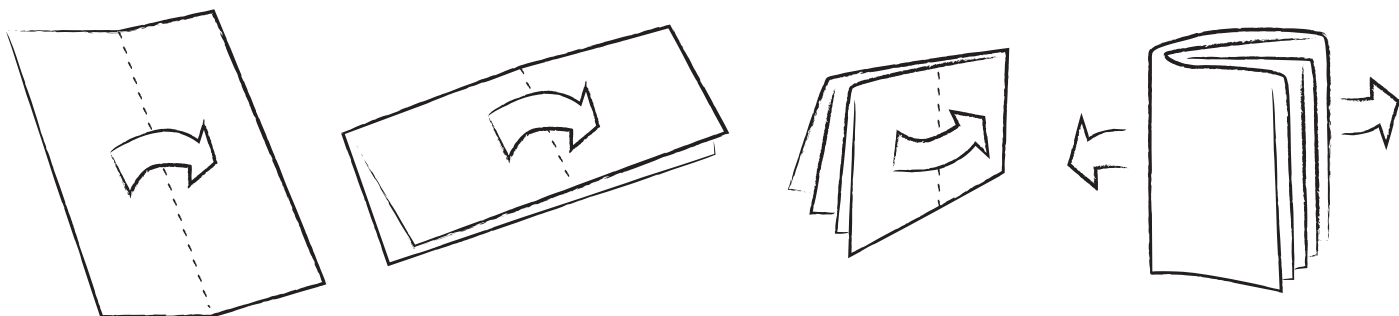
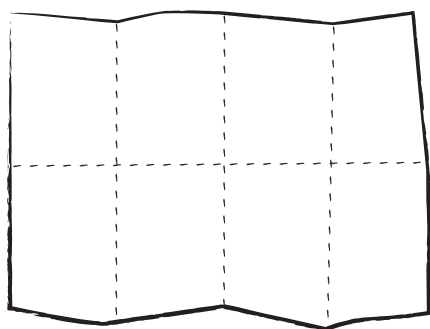


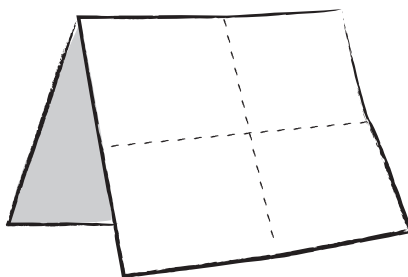
MAKE A MINI ZINE



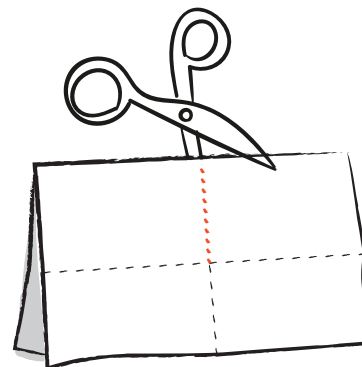
FOLD FOLD FOLD




FOLD PAPER INTO 8 EVEN SECTIONS



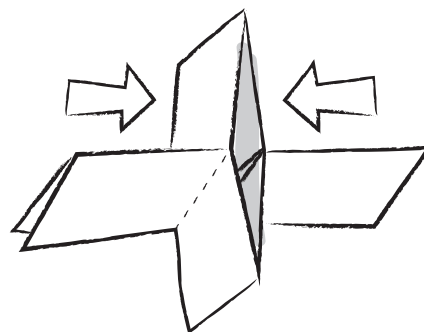
FOLD IN HALF



CUT JUST HALF WAY THROUGH THE PAPER



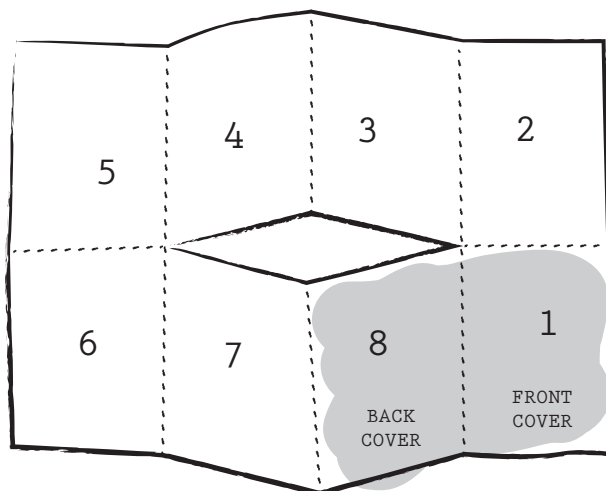
FOLD THE PAPER THE OTHER WAY



PUSH ENDS OF THE PAPER TOGETHER INTO A PLUS SIGN




PRESS THE PAGES TOGETHER INTO A BOOK




AND YOU ARE READY TO MAKE A COMIC

HOW TO WRITE AND DRAW A COMIC




THINK OF A STORY, WRITE A STORY


1. A STORY HAS A BEGGINING
2. A MIDDLE (WHERE EVENTS/THINGS HAPPEN)
3. AND AN END



CREATE PANELS (BOXES)  
AND DO A ROUGH STORY BOARD




PENCIL IT INTO YOUR



INK AND COLOUR IT

SPEECH AND SOUNDS



FACIAL EXPRESSIONS

