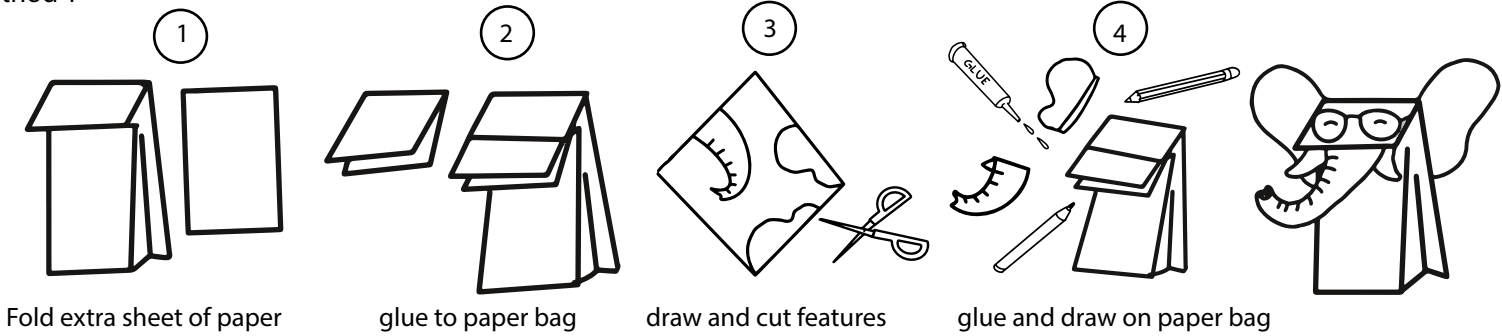


Paper Bag Puppet



method 1




Fold extra sheet of paper

glue to paper bag

draw and cut features

glue and draw on paper bag

method 2




Extra sheet of paper

glue to paper bag and cut shape

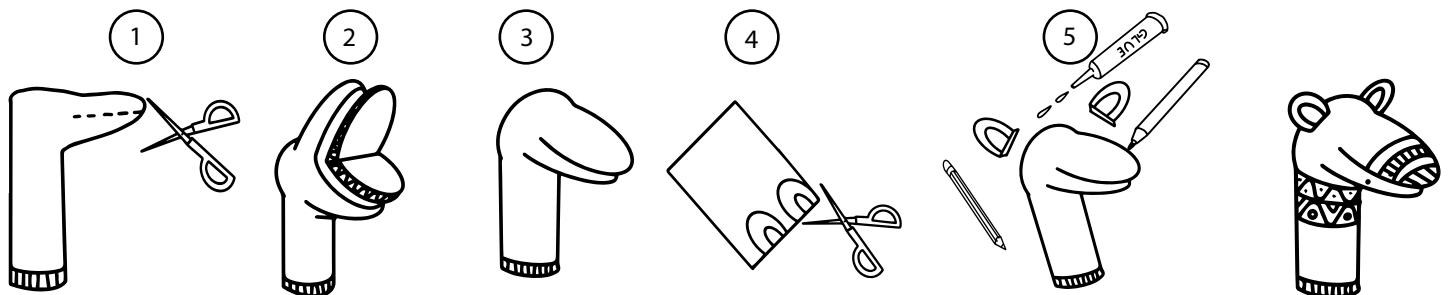
draw and cut features

glue and draw on paper bag

Sock Puppet



method 1




Cut sock at toes

glue folded cardboard to open toe gap to make mouth

draw and cut features

glue, stitch and draw on sock

method 2





fold sock toes to heel, to create mouth

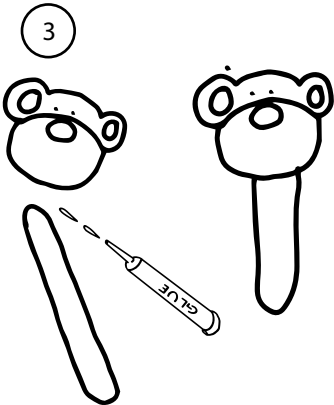
draw and cut features

glue, stitch and draw on sock

Popsicle stick puppet



draw, colour and cut out puppet for popsicle stick



glue to top of popsicle-

